HEALTHIER, LONGER, BETTER LIVES

2025 NSUM Appointment — e-Form User Guide

April 2025

AIA confidential and proprietary information. Not for distribution.

CONTENT

ITEM	PAGE NO.
Content	2
Submission of Appointment Application	3 – 7
Approval of Application by Direct Agency Leader and DD	8 – 11
Application Progress Checking	12 – 13

AIA confidential and proprietary information. Not for distribution.

[AIA – INTERNAL]

HEALTHIER, LONGER, BETTER LIVES

Submission of Appointment Application

Submission of Appointment Application

Step 1：Log into Agency Corner (eAC) https://aiahk-agency-prd.aia.com.hk/agency/login.do

Step 2-4：Bulletin & download → Forms → e-Form (Leader Appointment, Benefit Appeal, Reference Letter etc.)

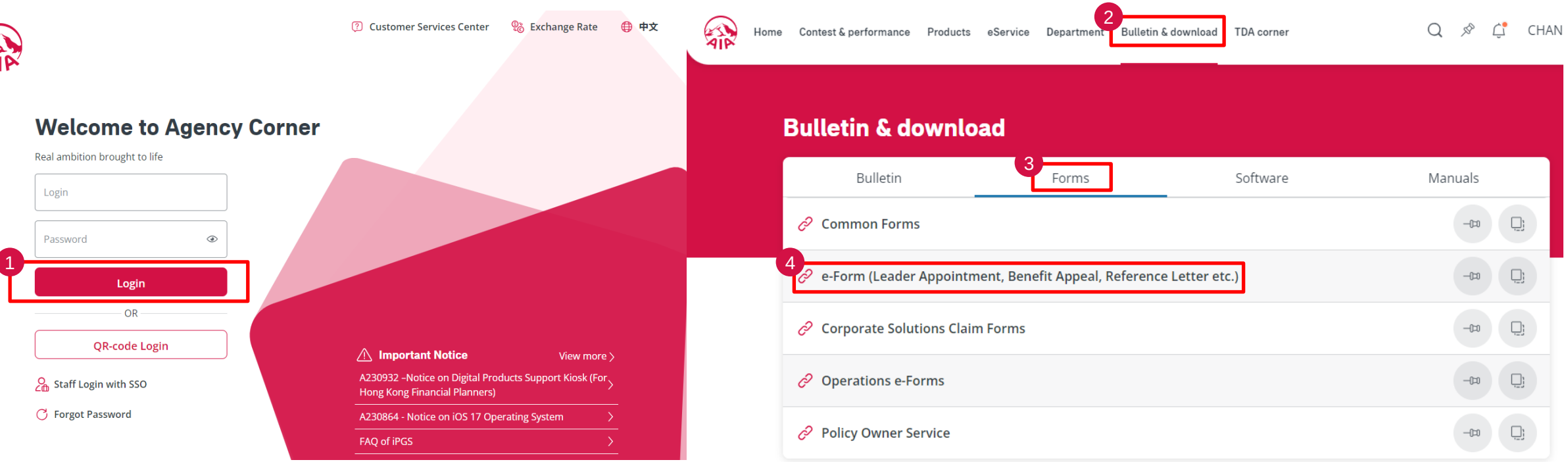

AIA confidential and proprietary information. Not for distribution.

[AIA – INTERNAL]

Submission of Appointment Application

Step 5-6：Click “Leader Appointment” and then “Application”

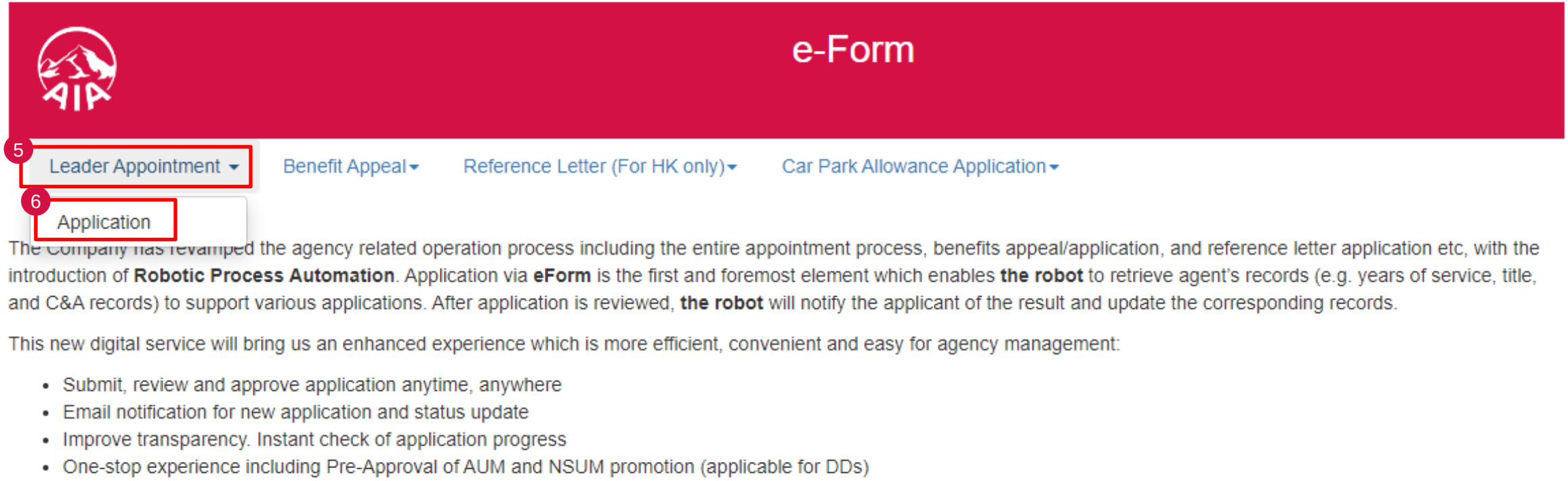

AIA confidential and proprietary information. Not for distribution.

[AIA – INTERNAL]

Submission of Appointment Application

Step 7：Click “New Request”

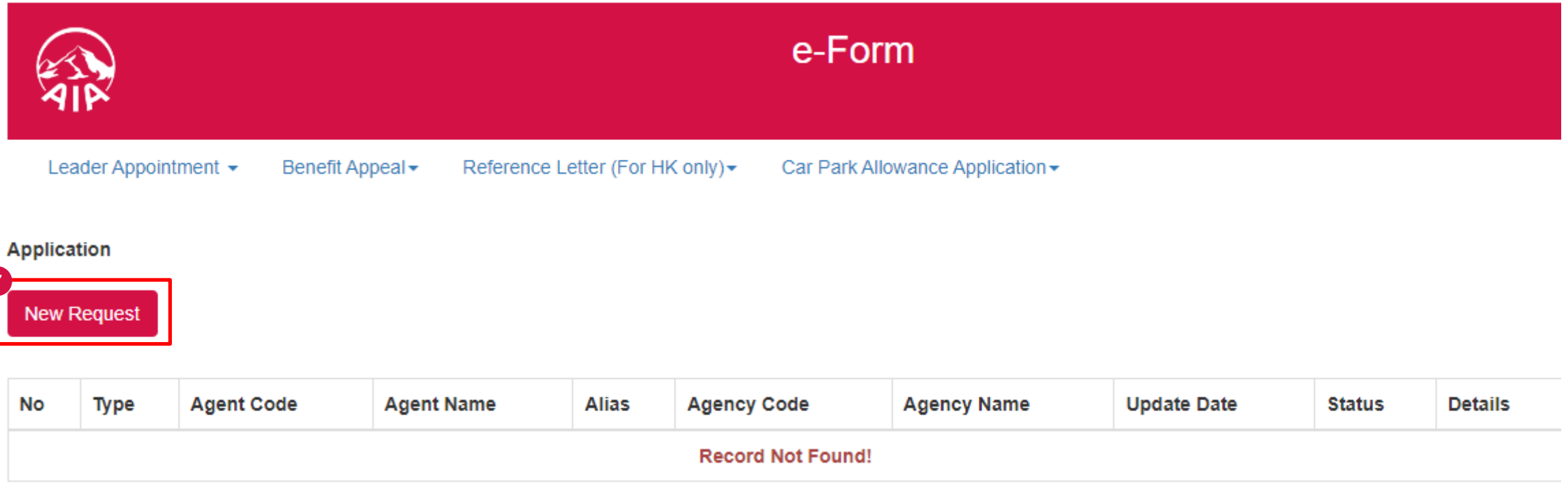

AIA confidential and proprietary information. Not for distribution.

[AIA – INTERNAL]

Submission of Appointment Application

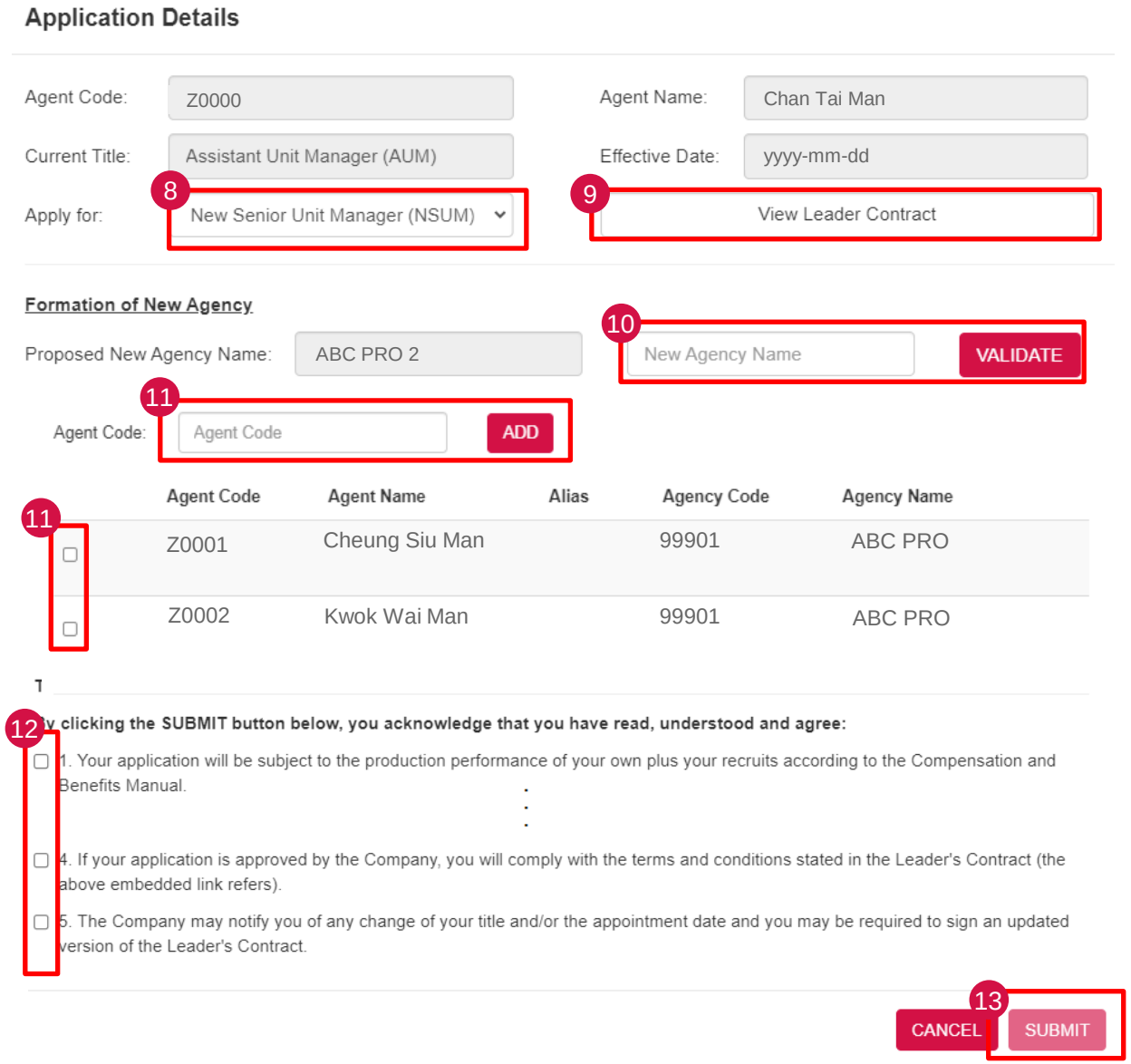

Step 8：Select “Apply for” and choose “New Senior Unit Manager (NSUM)”

Step 9：Click “View Leader Contract” to read the contract

Step 10：Enter the “Proposed New Agency Name” and click “VALIDATE”
(used Agency Name / prohibited words will be excluded by system)

Step 11：System will automatically display recruits with proper records*. Applicant can choose/add financial planners to be transferred to new Agency

a. Must be under the same Agency as the applicant
b. Inforce financial planner
c. Recruited by:
   - The applicant；or
   - Downline Unit Manager (UM) / Assistant Unit Manager (AUM) of the applicant

Step 12：Read the “Terms and Conditions” and tick the boxes

Step 13：Click “SUBMIT”

*Submitted “Form For Financial Planner Recruited By AUM”; OR filled the “Recruiter Agent Code” in “Applicant info” Section in “Application For Financial Planner” website or iRecruit 2.0 (For Macau Only); OR filled the “Recruiter” field in Source of Recruitment Section in iRecruit at the time of contract application to record the relationship (For Hong Kong Only).

AIA confidential and proprietary information. Not for distribution.

[AIA – INTERNAL]

HEALTHIER, LONGER, BETTER LIVES

Approval of Application by Direct Agency Leader and DD

Approval of Application by Direct Agency Leader and DD

After the application is successfully submitted, the applicant, Direct Agency Leader and DD will receive an email notification

Step 1-2：Direct Agency Leader and DD click “Leader Appointment” and then “Pending for Approval”

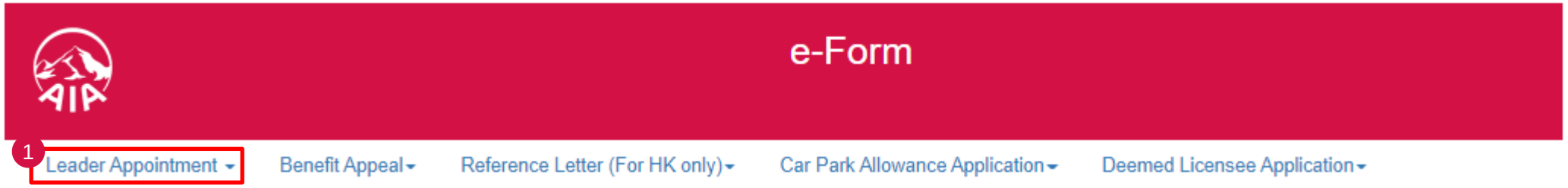

Agency Leader Page	District Director (DD) Page
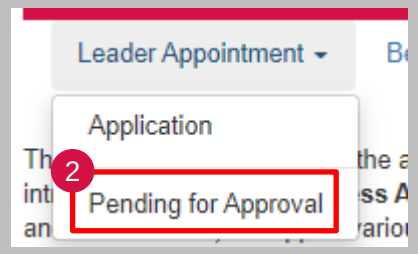	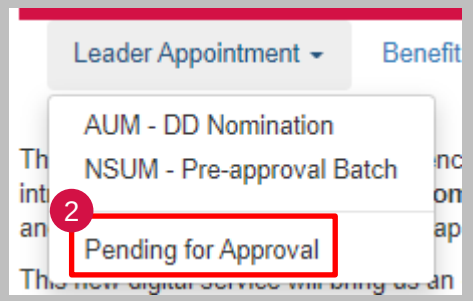

AIA confidential and proprietary information. Not for distribution.

[AIA – INTERNAL]

Approval of Application by Direct Agency Leader and DD

Step 3： Click “View Details”

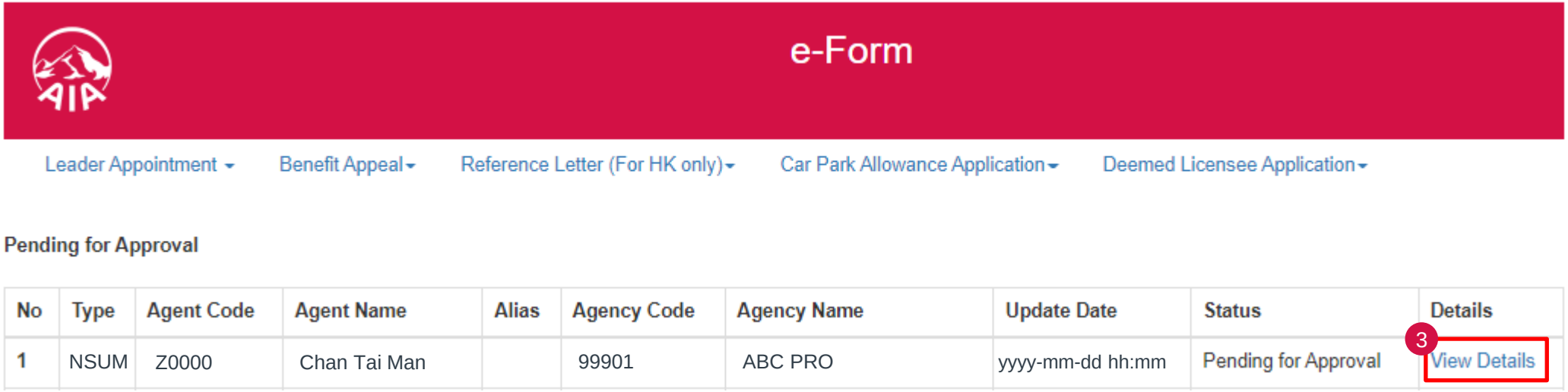

AIA confidential and proprietary information. Not for distribution.

[AIA – INTERNAL]

Approval of Application by Direct Agency Leader and DD

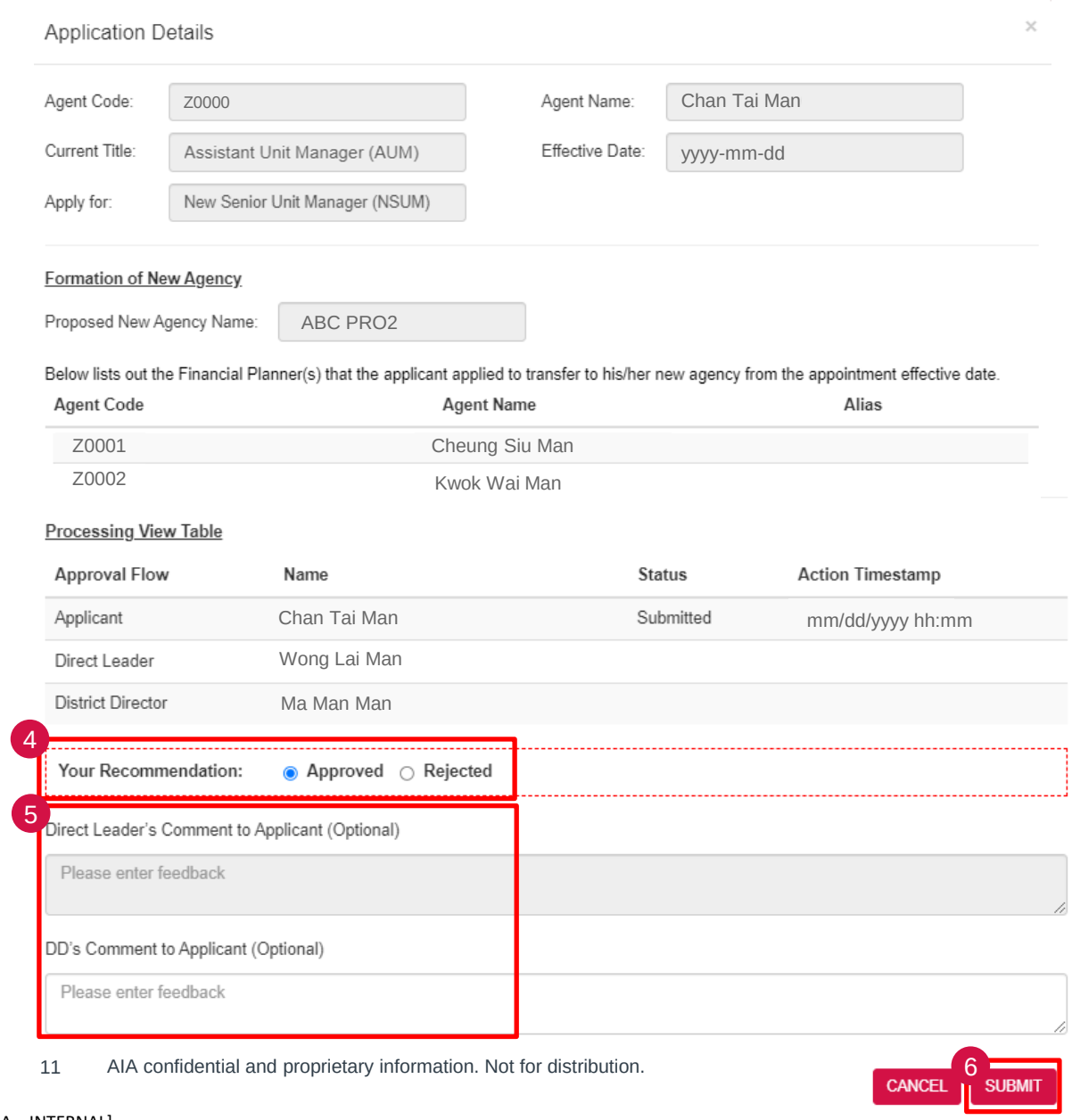

Step 4：Direct Agency Leader and DD can choose whether to “Approve” or “Reject” the application

Step 5：Direct Agency Leader and DD can optionally fill in Comment to the applicant

Step 6：Click “SUBMIT” after review

AIA confidential and proprietary information. Not for distribution.

[AIA – INTERNAL]

HEALTHIER, LONGER, BETTER LIVES

Application Progress Checking

Application Progress Checking

The application progress will be updated automatically. Applicant, Direct Agency Leader and DD can login to e-Form to check the status anytime.

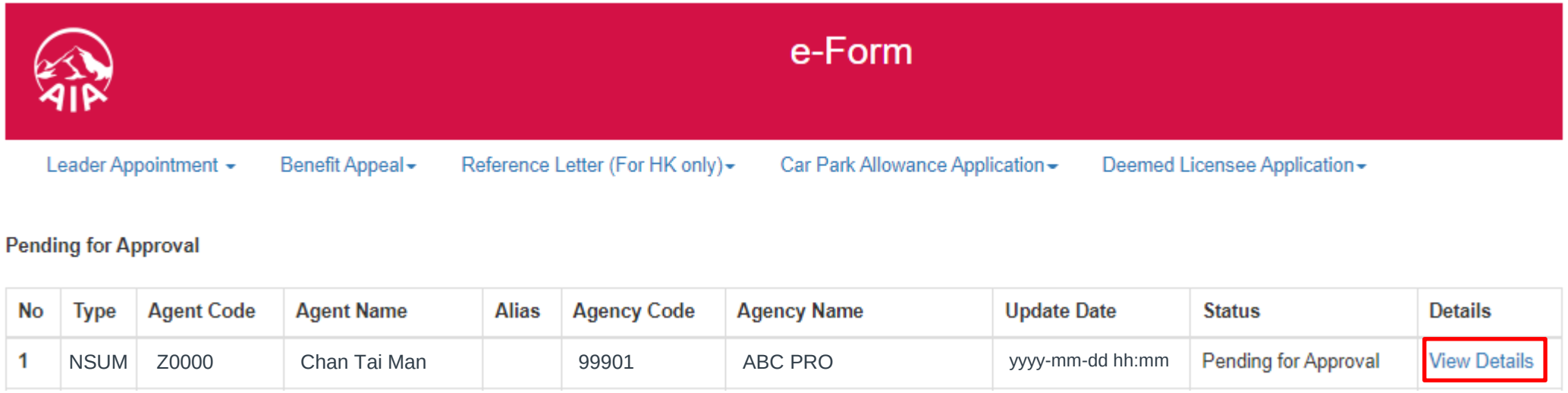

AIA confidential and proprietary information. Not for distribution.

[AIA – INTERNAL]

HEALTHIER, LONGER,
BETTER LIVES

Thank you

